



LA GRANGE

Village of La Grange
53 S. La Grange Road, La Grange, IL 60525
lagrangeil.gov

Deck Permit

Application Requirements

The following documents are required for review:

- Completed [building permit application](#)
- Completed [contractor registration](#) form and all required paperwork (if not already registered)
- One (1) copy of Plat of Survey, prepared using a standard engineering scale, dimensioned in decimal feet units and printed in scale. The plat must show current, existing conditions. A plat of survey marked with the proposed size and location of the deck and the dimensions to all adjoining lot lines shall be part of the plan submittal. Do not submit originals. Submitted plat copy should not be reduced or enlarged.
- Two (2) sets of complete plans, drawn to scale. Detail the framing of the deck and the design of the piers. (See example Attachment 2/3)
- A completed [Site Development Data Sheet](#) ([site development cheat sheet](#))

Code Requirements

- Handrail height shall be 34" to 38" above finish surface.
- Railing is needed for surfaces 30" or greater above grade
- Railing shall be designed so that it will not allow the passage of a sphere 4" or more in diameter between balusters or 6" in diameter between bottom rail and stair treads.
- Stairway width shall be a minimum of 36"
- Stair treads depth shall be a minimum of 10" and stair riser height shall be a maximum height of 7 ¾"
- See Attachment 1 for Zoning Code requirements.

Fees

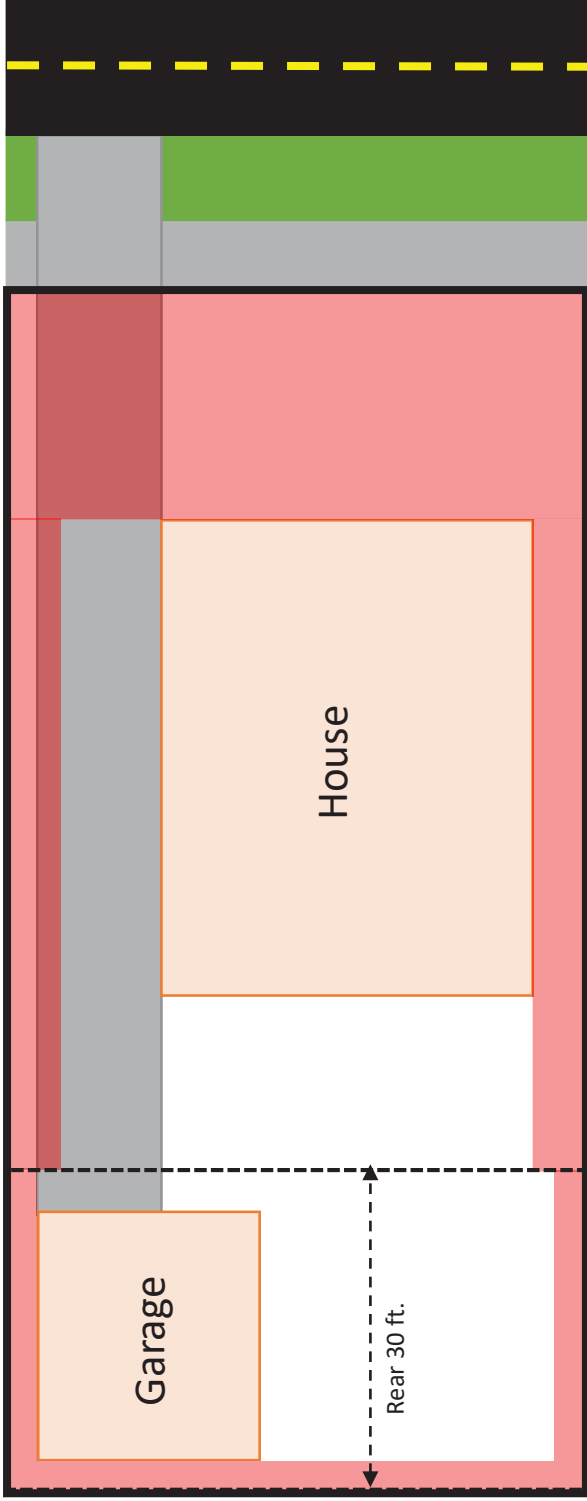
- Permit Fee for a deck is 1.5% of project cost (minimum \$50) plus a review fee of \$65.

Required Inspections

- Post-hole/pier inspection
- Rough Frame
- Final

Questions or clarification? Contact Community Development at (708) 579-2320 or permits@lagrangeil.gov

Interior Lot



Attachment 1

Decks are not permitted within the required front, corner, or interior side yards. Decks are permitted with a 3 ft. setback from all property lines when located in the rear 30 ft. of the lot.

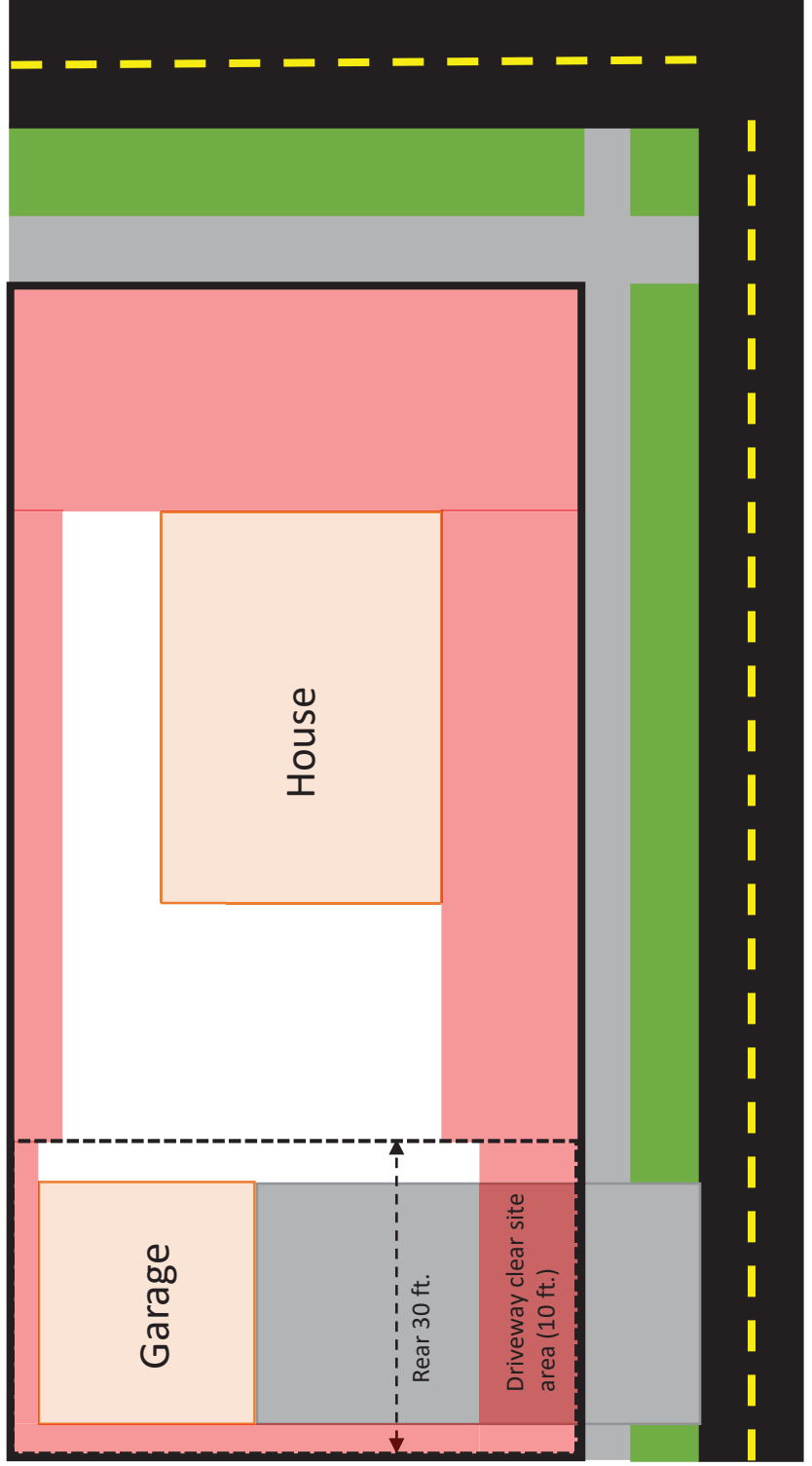
Legend

- - - Rear 30 ft. of the lot



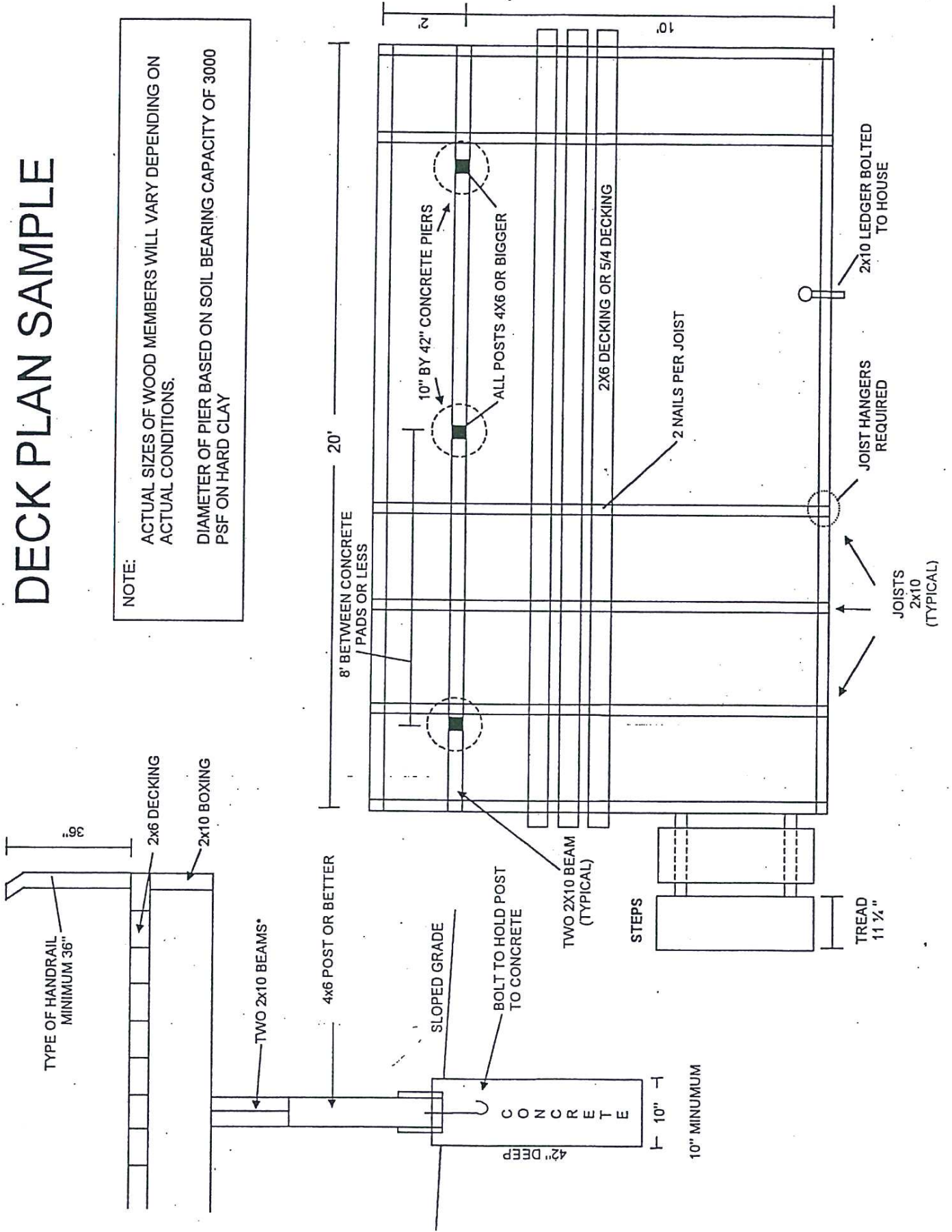
Decks not permitted.

Corner Lot



DECK PLAN SAMPLE

NOTE:
 ACTUAL SIZES OF WOOD MEMBERS WILL VARY DEPENDING ON ACTUAL CONDITIONS.
 DIAMETER OF PIER BASED ON SOIL BEARING CAPACITY OF 3000 PSF ON HARD CLAY



Attachment 3

